



Library Passive Program Contests

For School Library Month

Guess the number of words in the picture book

How many words are in this picture book? No cheating, write your guess on the answer sheet and submit it into our librarian. If you're the

Fun for all grade levels




Checkout how to use this resource in your class or library!

Think About It...

- Looking for passive programming for School Library Month?
- Want to advocate in an easy way?
- Then try these library contests and save yourself some time and stress

What's Included

- 5 passive programs/contests
- Answer sheets
- Black and White and Color versions
- Please note these are-Not Editable
- Print and Go



Design a Bookmark

Name: _____ Grade: _____


Use this page to design 2 bookmarks that are in support of our school libraries. The winning design will be selected and turned into actual bookmarks available for our students and staff to use. Your design should either show or tell how librarians or library are important to our school, or they should show you love your library. Please draw neatly and clearly. You may color it, but do NOT write out.

This is due to our librarian by _____

Let's Show Our Library Some Love

Ideal For...

- **School Librarians who need fast and easy passive programs**
- **Librarians who are short on time**
- **Educators who support libraries and want to easy advocate for them**



In honor of School Library Month this week's competition is super! We love comic books and

More Info...

- Advocate for your library all month long
- Involve students in advocating for the library easily
- Make your library a fun place for your students

A grid of six identical forms arranged in two columns and three rows. Each form is titled 'Happy School Library Month!' and contains three lines for text entry: 'Name: _____', 'Grade: _____', and 'Number of Words: _____'. To the right of each form is a small cartoon stick figure holding a question mark. A large yellow pencil with a green eraser and pink ferrule is positioned diagonally across the bottom-right form. The forms are set against a background of a wooden desk surface with a blue border at the top.

© Copyright 2024 The Fox Reads

More Resources You May Enjoy

Library Advocacy BULLETIN BOARD

School Libraries Matter!

Our library is picture perfect because...

Middle & High School

The Fox Reads

School Library Advocacy SCAVENGER HUNT

The Fox Reads

Directions

After reading the mission below you may start on any of the 10 lettered task cards. Your job is to figure out the code word for EACH card. The code word will be revealed on a numbered task card.

At the bottom of each task card is a code word that must be written on your answer sheet. Be sure to write the code word next to the correct card number. Once all code words have been

7th-10th grades

Let's Connect!



Hi! I'm Fox, a middle school librarian from Texas. I try hard to make sure that my library is a welcoming, inviting, and fun place for students and staff alike to learn. I firmly believe that building and maintaining strong relationships is one of, if not the most, important thing you can do to ensure you, your library, and your classroom are successful.

Visit my store by clicking my logo, or check me out on social media. Be sure to join my newsletter to see my latest releases and get all my school librarian tips and tricks. When you sign up you even get a freebie!

Click here to join my newsletter!



thefoxreads@gmail.com



@thefoxreads



@fox_reads



@the.fox.reads