
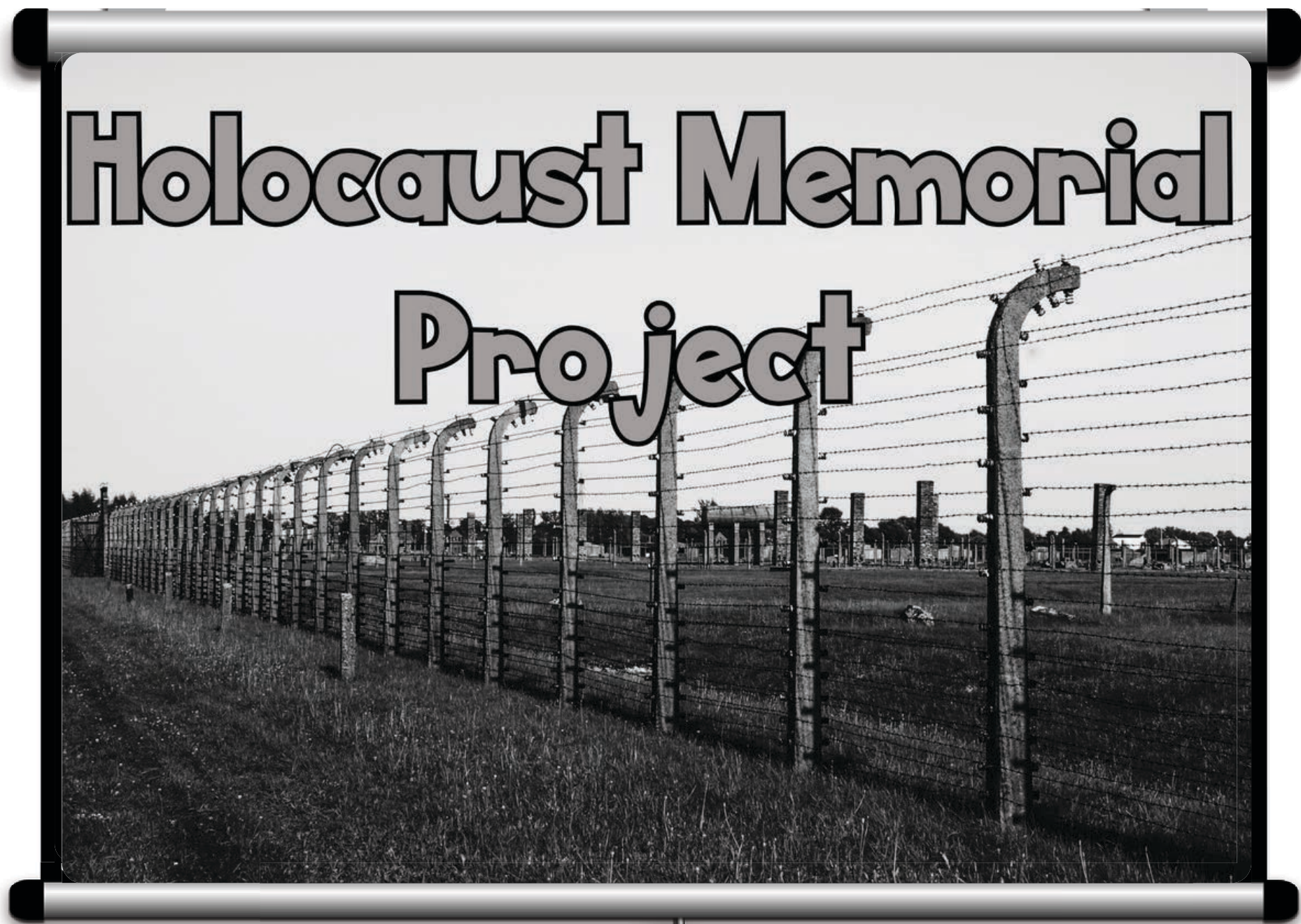


Holocaust Memorial Poster Project

Students will use Canva to create a memorial poster



**6th-9th
Grades**

Checkout how to use
this resource in your
class or library!

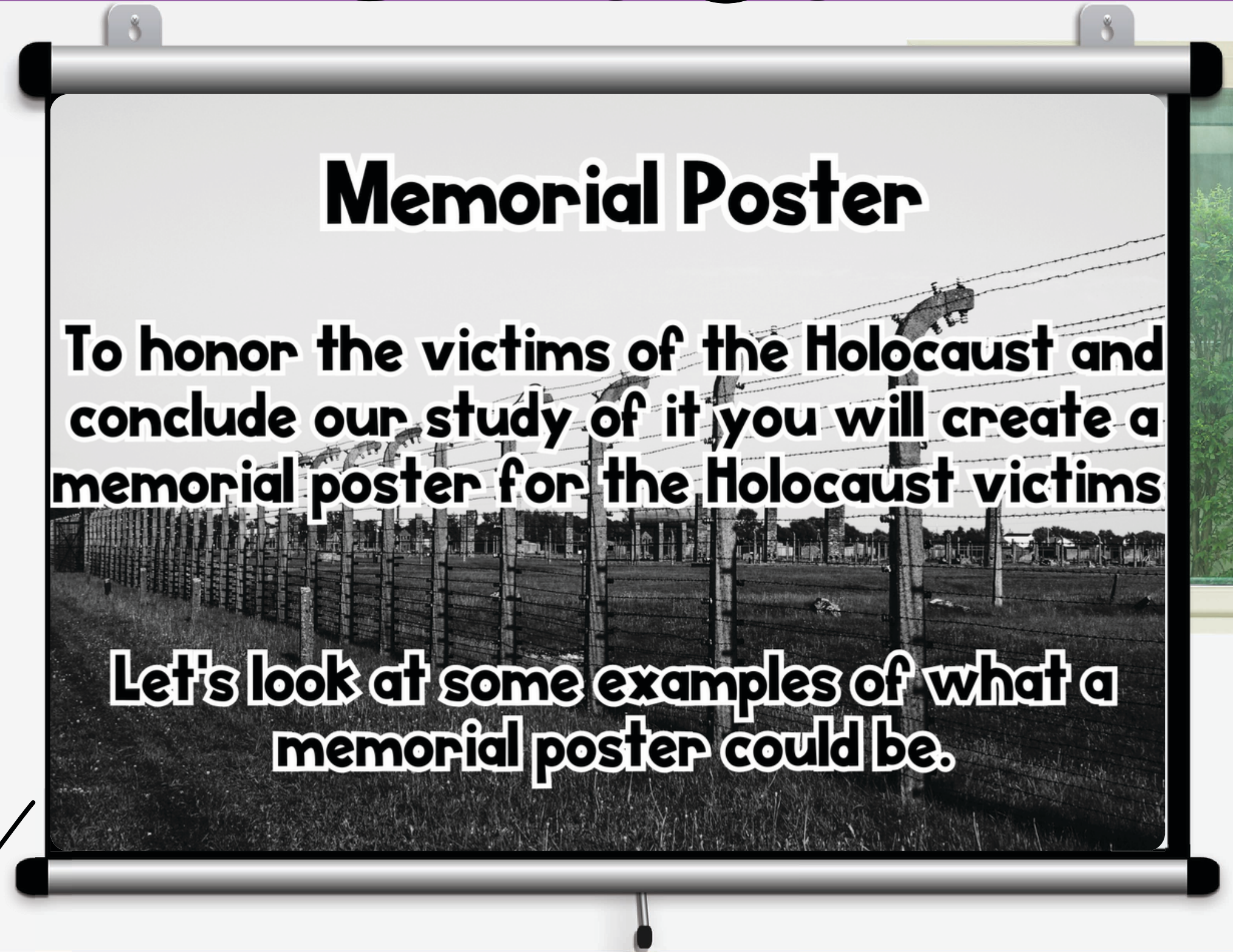



Think About It...

- **Stressed about how you're going to have your students show what they've learned?**
- **Want an engaging way to integrate technology & critical thinking?**
- **Then try this no-prep lesson and take the stress out of your Holocaust unit**

What's Included

- **Google Slides for whole group instruction**
- **Student Handout with Basic Canva Tips & Tricks**



More Info...

- **Canva Tips & Tricks include images of the menu & buttons**
- **Shortcuts for both Windows & Mac users included**

Text Effects

- Click on the text then choose "Effects" in the top toolbar
- You'll see a menu like the one on the right
- Each effect will alter the text in a different way
- You can change the intensity, color, and thickness of parts of each when you click on the effect
- To layer effects duplicate the text you want to add the desired effect, and send one to the back

Canva How To Tips

Layering

- Send items, images, words, etc backwards or forward
 - Right Click or click on the 3 dots in the top right corner
 - Choose what you'd like to do with the item
- You may have to send the item forward or backward several times to get it where you want it

Photo Editing

- Click the image/photo & choose "Edit" from the menu above it
- You'll see a menu like the one on the left
- Choose whichever options you want to use to edit your photo
- The "Adjust" button will allow you to change temperature, contrast, brightness, etc.
- Magic Studio has a lot of options to erase or add to your photos


Share

- Click on the "Share" button
- Choose "Download"
- Pick the file type
- Select the page number
- Click the "Download" button with your instructions

Remember...

Ideal For...

- **Teachers & Librarians** who want an engaging, high interest way to end a unit on the Holocaust that is respectful
- **Teachers & Librarians** who want to integrate Canva & have students practice graphic design skills




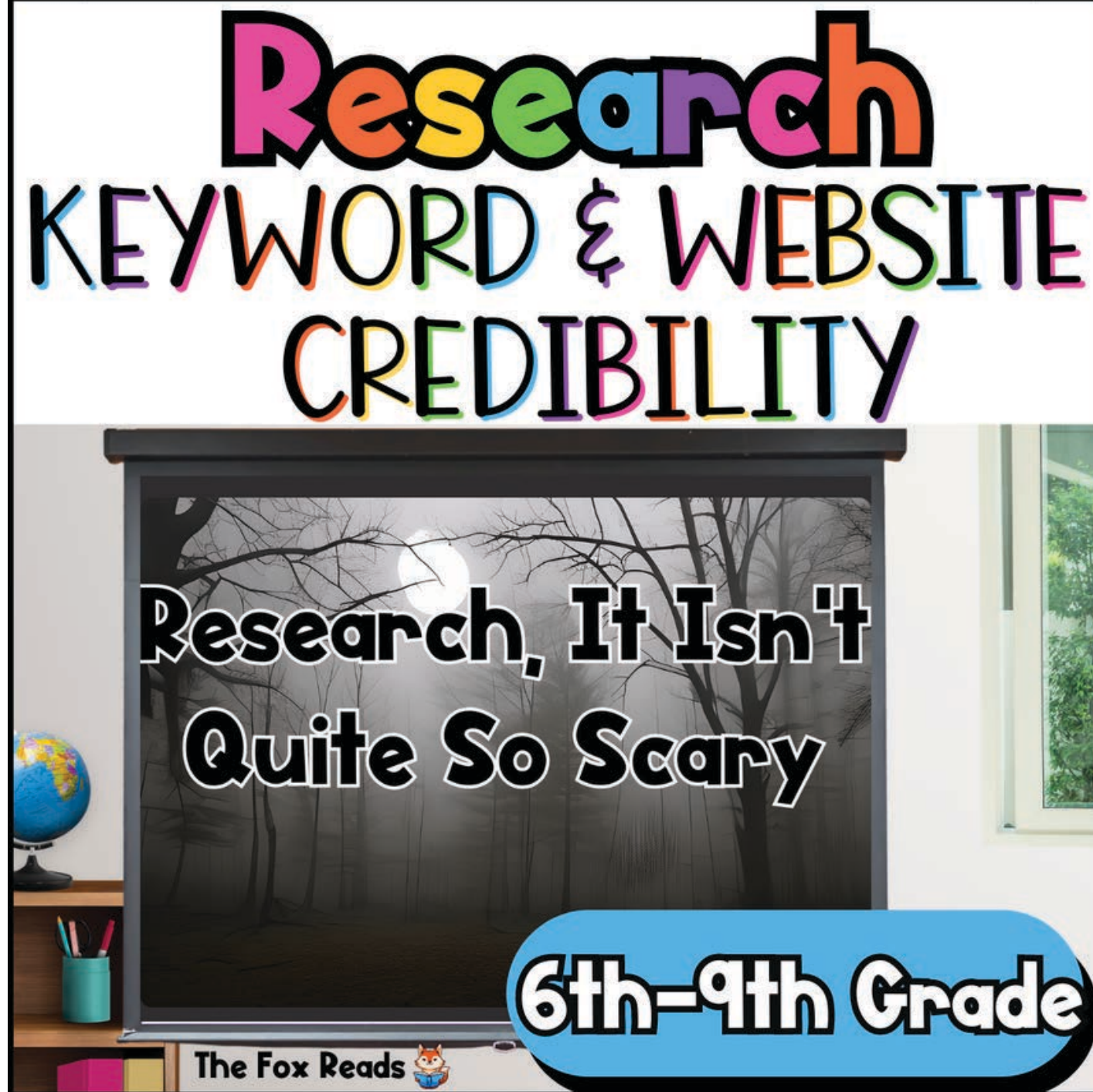
More Resources You May Enjoy

Research
KEYWORD & WEBSITE
CREDIBILITY

Research, It Isn't
Quite So Scary

6th-9th Grade

The Fox Reads 



Let's Connect!



Hi! I'm Rebeca, a middle school librarian from Texas. I try hard to make sure that my library is a welcoming, inviting, and fun place for students and staff alike to learn. I firmly believe that building and maintaining strong relationships is one of, if not the most, important things you can do to ensure you, your library, and your classroom are successful.

Check me out on social media and follow along for updates, library advocacy, and maybe even a little laugh.



thefoxreads@gmail.com



[@thefoxreads](https://www.tiktok.com/@thefoxreads)



[@Fox_Reads](https://www.youtube.com/@Fox_Reads)